

# Activating Association Codes on Springer Link

<http://link.springer.com>

The screenshot shows the Springer Link website interface. At the top left is the Springer Link logo. To its right are links for 'Sign up / Log in', 'English', and 'Academic edition'. Below the logo is a search bar with a magnifying glass icon and a settings gear icon. The main navigation bar includes 'Home' and 'Contact Us'. On the left side, there is a 'Browse by discipline' menu with a list of categories: Architecture & Design, Astronomy, Biomedical Sciences, Business & Management, Chemistry, Computer Science, Earth Sciences & Geography, Economics, Education & Language, Energy, Engineering, Environmental Sciences, Food Science & Nutrition, Law, Life Sciences, Materials, Mathematics, Medicine, Philosophy, Physics, Psychology, Public Health, Social Sciences, and Statistics. The main content area features a headline: 'Providing researchers with access to millions of scientific documents from journals, books, series, protocols and reference works.' Below this headline are two featured items: 'EJNMMI' (European Journal of Nuclear Medicine & Molecular Imaging) and 'Live Reference - Constantly updated Springer.com / SpringerReference'. A purple banner states 'New books and journals are available every day.' Below this is a 'Featured Journals' section with four journal covers: 'Journal of Arid Land', 'FIRE TECHNOLOGY', 'Mathematics', and 'DISTRIBUTED PARALLEL DATABASES'. At the bottom, there is a 'Featured Books' section.

# Introduction

Welcome. If you are reading this then you have likely received an association code from your society, organisation or institution and are wondering how to use it.

If you are new to Springer Link, then please start at the beginning with registering a new account. If you already have a Springer Link account that you are using, then please jump ahead to slide 9: for instructions to activate Your Association Code.

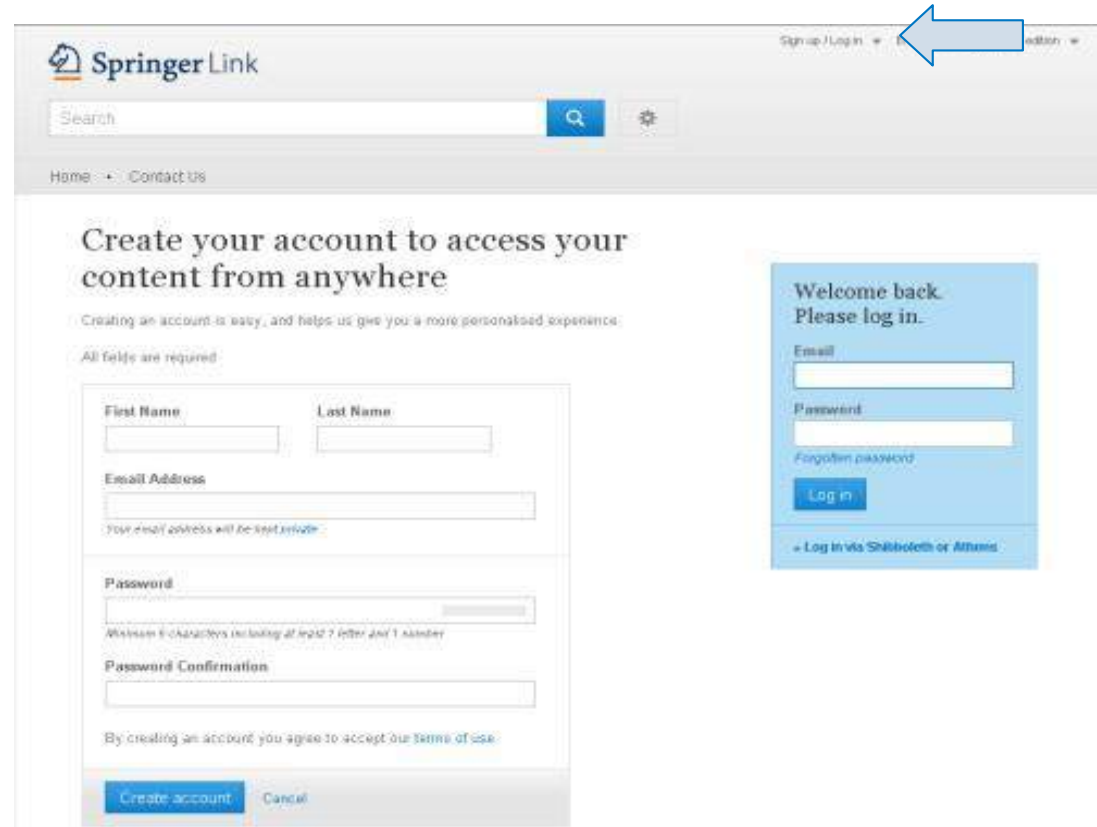
## Contents:

- [Registering a New Account](#) Slide 3.
- [Resetting Your Password \(for a previously registered account\)](#) Slide 6.
- [Activating Your Association Code](#) Slide 9.
- [Accessing Journal Content](#) Slide 11.

If you need help at any time please contact us at [onlineservice@springer.com](mailto:onlineservice@springer.com)

## Registering a New Account

- Please go to <http://link.springer.com/>
- To register a new account on Springer Link please click on “Sign up / Log in”
- You will find this on the top-right-hand side of any Springer Link page.
- This is also where you go whenever you want to log in.



Springer Link

Search

Home Contact us

Create your account to access your content from anywhere

Creating an account is easy, and helps us give you a more personalised experience.

All fields are required.

First Name Last Name

Email Address

Your email address will be kept private.

Password

Minimum 8 characters including at least 7 letters and 1 number

Password Confirmation

By creating an account, you agree to accept our [Terms of use](#).

Create account Cancel

Welcome back. Please log in.

Email

Password

Forgotten password

Log in

Log in via Shibboleth or Athens

## Registering a New Account

Please fill in all fields as required

- First Name
- Last Name
- Email Address
- Password
- Password Confirmation

Please be informed that you will need to accept our terms of use.

-> to read our terms of use click on “**terms of use**” to be automatically re-directed to the following link

<http://link.springer.com/termsfuse>

## Create your account to access your content from anywhere

Creating an account is easy, and helps us give you a more personalised experience.

All fields are required

The screenshot shows a registration form with the following fields and validation status:

- First Name**: Input field containing "First Name" with a green checkmark to its right.
- Last Name**: Input field containing "Last Name" with a green checkmark to its right.
- Email Address**: Input field containing "name.name@testemail.com" with a green checkmark to its right. Below the field, it says "Your email address will be kept private".
- Password**: Input field with masked characters "....." and a green progress bar on the right, with a green checkmark to its right. Below the field, it says "Minimum 6 characters including at least 1 letter and 1 number".
- Password Confirmation**: Input field with masked characters "....." and a green checkmark to its right.

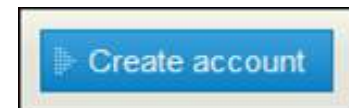
At the bottom of the form, there is a blue button labeled "Create account" and a grey button labeled "Cancel". Below the buttons, it says "By creating an account you agree to accept our [terms of use](#)".

## Registering a New Account

Please note:

- Your username for Springer Link will always be your email-address.
- Your password needs to meet the following requirements: Minimum 6 characters including at least 1 letter and 1 number.

When you have finished entering all your details please click on



Your account has now been successfully created. Please click “Continue.”

After registration is complete, you may proceed to activate your Association Code.

## Resetting Your Password

If you have previously registered an account with Springer link and have forgotten, or do not know, your password this can easily be reset.

An email address can only be registered once; so if you discover when signing up that your email has already been registered, as in the example below, then you can also use the following instructions to recover your account and set a new password.

### Email Address

onlineservice@springer.com

*Your email address will be kept private*

✘ An account already exists for this email, please enter a different email address

# Resetting Your Password

- If you have not done so already please click the “Sign up/Log in” link (found in the top-right-hand-side of any Springer Link page).
- Now click on “*Forgotten password*” in the blue log in box.

Springer Link

Search

Home • Contact Us

## Create your account to access your content from anywhere

Creating an account is easy, and helps us give you a more personalised experience.

All fields are required

First Name	Last Name
<input type="text"/>	<input type="text"/>
Email Address	
<input type="text"/>	
<small>Your email address will be kept <i>private</i></small>	
Password	
<input type="text"/>	

Welcome back.  
Please log in.

Email

Password

[Forgotten password](#)

» Log in via Shibboleth or Athens

[Title for presentation / Date to go here]

## Resetting Your Password

- Please enter your email address, then click on Submit.
- You will receive an email from [onlineservice@springer.com](mailto:onlineservice@springer.com) including a link.
- Please click on the included link; then you will be directed to a secure page where you can enter your new password.
- Enter a new password. (Make sure your password contains 6 characters, alpha-numeric and at least one numeric.)
- You can now log in using your email address and newly created password.

### Reset my password

Please enter the email address you used when registering for the site and we will send you an email which contains instructions for resetting your password.

✓ **Email has been sent.**

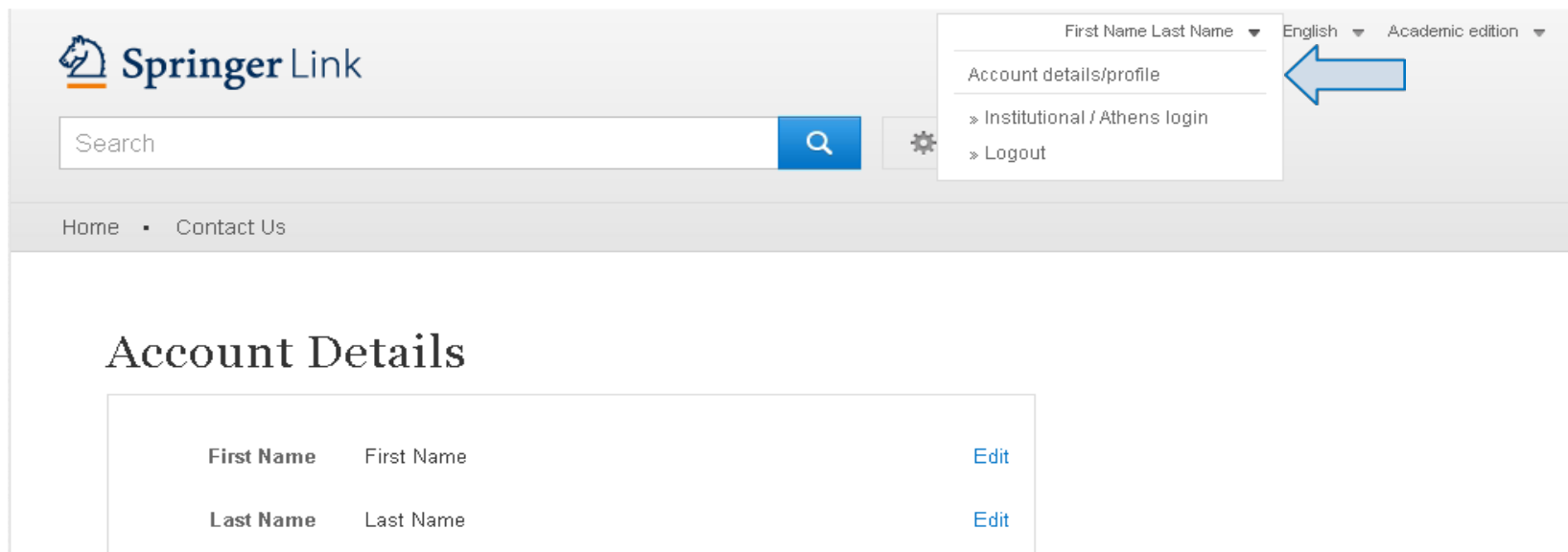
When you receive your login information, follow the directions in the email to reset your password.



## Activating Your Association Code

Once you have a Springer Link account you can activate your Association Code:

- Log in to your Springer Link account. (use the blue log in box).
- You will now see your name displayed on the top-right-hand side of the screen. Click the arrow next to your name.
- Click on “Account details/profile”.



The screenshot displays the Springer Link user interface. At the top left is the Springer Link logo. Below it is a search bar with a magnifying glass icon. To the right of the search bar is a gear icon for settings. In the top right corner, there is a user profile dropdown menu. The dropdown menu is open, showing the user's name "First Name Last Name" and a blue arrow pointing to the "Account details/profile" option. Other options in the dropdown include "» Institutional / Athens login" and "» Logout". To the right of the dropdown are language and edition selectors: "English" and "Academic edition". Below the navigation bar, there are links for "Home" and "Contact Us". The main content area is titled "Account Details" and contains a table with two rows: "First Name" and "Last Name", each with an "Edit" link.

Field	Value	Action
First Name	First Name	<a href="#">Edit</a>
Last Name	Last Name	<a href="#">Edit</a>

# Activating Your Association Code

Entering your Association Code:

- We recommend **copying and pasting** your code in order to avoid any typing errors.
- Now click “Associate”.
- You should see a message informing you or your new access details.
- You are now an associated member of your society, institution or conference.

**Important: it is now necessary to log out and then log back in for access to be updated.**

## Account Details

First Name	First Name	<a href="#">Edit</a>
Last Name	Last Name	<a href="#">Edit</a>
Email Address	name.name@testemail.com	<a href="#">Edit</a>
Password	<a href="#">Change password</a>	

## Your Organisations

Association code	<input type="text" value="jOTw9QtBbZgF0bC-Mg3UkKHPpkw"/>	<a href="#">Associate</a>
<i>Enter the code provided by your librarian or admin to associate your account with an organisation.</i>		
<i>You are not yet associated with any organisation</i>		

## Accessing Journal Content

- Once you have logged out and back in, you will have access to your publication.
- To locate your journal please search for the journal title in the Springer Link search box.
- Your results may include other titles as well as articles from the journal you are looking for.
- Please locate your journal title in the search results.
- It may sometimes be necessary to scroll through the list to find your journal.

Springer Link

test

Home • Contact Us

2,678,185 Result(s) for 'test'

Sort By: Relevance | Date Published | Page 1 of 133,910

Journal

**TEST**

Volume 1 / 1992 - Volume 22 / 2013

Reference Work Entry

**Test**

The covering of scale insects (Homoptera: Kermesidae). The **test** is a glandular secretion consisting of...

Encyclopedia of Entomology (2008)

+ Get Access

Reference Work Entry

**Test**

Encyclopedia of Microfluidics and Nanofluidics (2008)

+ Get Access

Chapter

**Test**

Der **Test** umfasst 40 Aufgaben mit je fünf Alternativen...

Prof. Dr. Werner Kirsch, Dr. Manfred Michael. In: Entscheidungsprozesse in Frage und Antwort (1973)

+ Look Inside + Get Access

## Accessing Journal Content

You can identify the correct result by the following:

- The word “Journal” will appear above the title.
- Where available an image of the journal cover will be displayed.

Click on the journal name to be taken to the journal’s home page.

2,678,185 Result(s) for 'test'

Sort By: Relevance | Date Published | Page 1 of 133,910

Journal  
**TEST**  
Volume 1 / 1992 - Volume 22 / 2013

Reference Work Entry  
**Test**  
The covering of scale insects (Homiptera: various families). The **test** is a glandular secretion consisting of

# Accessing Journal Content

Now you are on the journal's homepage. Here the latest articles will always be displayed.

The screenshot shows the Springer Link interface for the journal TEST. At the top, there is a search bar and navigation options. Below this is a blue banner with the text "Browse Volumes & Issues". The main content area features the journal title "TEST", its ISSN (1133-0686 for print, 1663-8260 for online), and a description. A prominent blue box contains the text "22 Volumes 49 issues 601 Articles available from 1992 - 2013" and a "Browse Volumes & Issues" button. Below this is a "Latest Articles" section with a link to "Two-stage benchmarking as applied to small area estimation". A blue arrow points from the "Browse Volumes & Issues" button to the text on the right.

To see all the available articles (including all back issues) click on "All Volume & Issues".

# Accessing Journal Content

Now you will see the whole content of the journal and you can make your own selection.

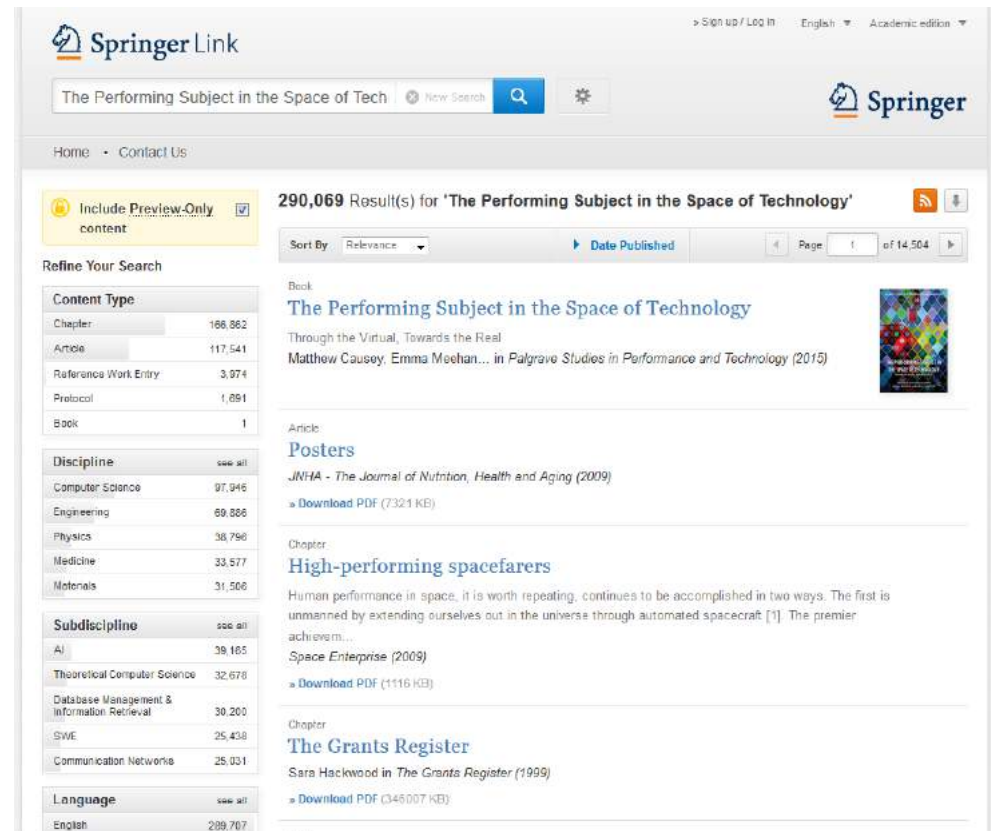
The screenshot shows the Springer Nature website interface for the journal 'TEST'. At the top, there is a blue navigation bar with a home icon and the text 'Up to Journal', and a search bar on the right that says 'Search within this journal'. Below the navigation bar, the journal title 'TEST' is displayed in a large font, followed by 'All Volumes & Issues' and 'Volume 1 / 1992 - Volume 22 / 2013'. A note indicates that prior to 1992, the journal was published as 'Trabajos de Estadística'. To the right of the text is a 3D-style image of the journal cover with a 'Look inside' button. The main content area is a list of volumes and issues, each with a dropdown arrow on the left. The list includes:

- ▼ Online First Articles
  - Articles not assigned to an issue
- ▼ Volume 22 - 2 Issues (March 2013 - June 2013)
  - Issue 2 - June 2013
  - Issue 1 - March 2013
- ▶ Volume 21 - 4 Issues (March 2012 - December 2012)
- ▶ Volume 20 - 3 Issues (May 2011 - November 2011)
- ▶ Volume 19 - 3 Issues (May 2010 - November 2010)
- ▶ Volume 18 - 3 Issues (May 2009 - November 2009)
- ▶ Volume 17 - 3 Issues (May 2008 - November 2008)
- ▶ Volume 16 - 3 Issues (May 2007 - December 2007)
- ▶ Volume 15 - 2 Issues (June 2006 - September 2006)
- ▶ Volume 14 - 2 Issues (June 2005 - December 2005)
- ▶ Volume 13 - 2 Issues (June 2004 - December 2004)
- ▶ Volume 12 - 2 Issues (June 2003 - December 2003)

[Title for presentation / Date to go here]

# Accessing Book Content

- Once you have logged out and back in, you will have access to your publication.
- To locate your book please search for the book title in the Springer Link search box.
- Please locate your book title in the search results.
- It may sometimes be necessary to scroll through the list to find your book.



The screenshot shows the Springer Link search results page. The search query is "The Performing Subject in the Space of Tech". The results are sorted by Relevance, and there are 290,069 results. The first result is a book titled "The Performing Subject in the Space of Technology" by Matthew Causoy and Emma Meelhan, published in 2015. The book is available in PDF format (7321 KB). Other results include a poster from JNHA (2009) and a chapter from Space Enterprise (2009) titled "High-performing spacefarers".

**Refine Your Search**

Content Type	Count
Chapter	168,862
Article	117,541
Reference Work Entry	3,974
Protocol	1,091
Book	1

Discipline	Count
Computer Science	97,946
Engineering	69,866
Physics	38,796
Medicine	33,577
Materials	31,566

Subdiscipline	Count
AI	39,165
Theoretical Computer Science	32,678
Database Management & Information Retrieval	30,200
SVSE	25,438
Communication Networks	25,031

Language	Count
English	289,767

## Accessing Book Content

- Where available an image of the book cover will be displayed.
- Click on the book name to be taken to the book's home page.

Springer Link

The Performing Subject in the Space of Tech

290,069 Result(s) for 'The Performing Subject in the Space of Technology'

Sort By: Relevance | Date Published | Page 1 of 14,504

Refine Your Search

Content Type

Chapter	168,862
Article	117,541
Reference Work Entry	3,974
Protocol	1,091
Book	1

Discipline

Computer Science	97,946
Engineering	69,866
Physics	38,796
Medicine	33,577
Materials	31,566

Subdiscipline

AI	39,165
Theoretical Computer Science	32,678
Database Management & Information Retrieval	30,200
SVVE	25,438
Communication Networks	25,031

Language

English	289,767
---------	---------

Book

**The Performing Subject in the Space of Technology**  
Through the Virtual, Towards the Real  
Matthew Causoy, Emma Meelhan... in *Palgrave Studies in Performance and Technology* (2015)

Article

**Posters**  
*JNHIA - The Journal of Nutrition, Health and Aging* (2009)  
Download PDF (7321 KB)

Chapter

**High-performing spacefarers**  
Human performance in space, it is worth repeating, continues to be accomplished in two ways. The first is unmanned by extending ourselves out in the universe through automated spacecraft [1]. The premier achievement...  
*Space Enterprise* (2009)  
Download PDF (1116 KB)

Chapter

**The Grants Register**  
Sara Hackwood in *The Grants Register* (1999)  
Download PDF (345007 KB)



# Accessing Book Content

Now you are on the book's homepage. You can download the whole book or select individual book chapters.

The screenshot shows the Springer book homepage for 'The Performing Subject in the Space of Technology'. At the top, there is a blue navigation bar with a 'Download Book (PDF, 4096 KB)' button and a search box labeled 'Search within this book'. Below the navigation bar, the book's title and subtitle are displayed: 'The Performing Subject in the Space of Technology' and 'Through the Virtual, Towards the Real'. The editors are listed as Matthew Causey, Emma Meehan, and Neill O'Dwyer. The ISBNs are 978-1-349-68364-2 (Print) and 978-1-137-43816-4 (Online). A 'Look Inside' button is visible next to the book cover image. Below the book information, there is another 'Download Book (PDF, 4096 KB)' button. The 'Table of contents' section lists 14 chapters, with the first chapter being 'General Introduction: In the After-event of the Virtual' by Matthew Causey, Emma Meehan, and Neill O'Dwyer. The 'Other actions' section includes a link to 'About this Book'. The 'Share' section features social media icons for Facebook, Twitter, and LinkedIn.